






09	30.01.2014	1. DRAWING REQUESTS FOR THE CUSTOMER COMMENTS AND INTERDISCIPLINARY DISCUSSION.	SS	SS	SA/NA
08	02.04.2014	2. SEWAGE RELAYING PLANT IS SHIFTED DUE TO THE SITE LIMITATION.	SS	NA	SA/NA
09	09.10.10	1. DRAWING REVISED AS PER THE CUSTOMER COMMENTS AND INTERDISCIPLINARY DISCUSSION.	SS	NA	SA/NA
09	09.10.10	1. SERVICE TREATMENT PLANT AND SERVICE SUMP PIT INCORPORATED.	SS	NA	SA/NA
09	09.10.10	2. BOLD WATER SUPPLY PIP, BLOW DOWN PIT AND WATER SEPARATION PIT ARE INCORPORATED.	SS	NA	SA/NA
09	09.10.10	3. CATCH BASIN AND SUMP PIT ARE REVISED AS PER THE CUSTOMER.	SS	NA	SA/NA
09	09.10.10	4. DRAWING REVISED AS PER THE INTERDISCIPLINARY DISCUSSION.	SS	NA	SA/NA
08	03.04.2010	1. RAW WATER SUPPLY PIPING FROM CUSTOMER TERMINAL.	SS	NA	MCV
08	03.04.2010	2. CONTROL AND FACILITY BUILDING SHIFTED 5.0M TOWARDS SOUTH.	SS	NA	MCV
08	03.04.2010	3. CUSTOMER COMMENTS DET. TELLING ON PLOT PLAN POND INCORPORATED.	SS	NA	MCV
08	03.04.2010	4. DRAWING REVISED MARKED AS  .	SS	NA	MCV
05	10.03.2010	1. FINISHED BED LEVEL OF RAW WATER RESERVOIR REVED TO 27.350M AS FORWARDED BY CIVIL CONSULTANT.	SS	NA	MCV
05	10.03.2010	2. DRAWING REVISED AS PER CUSTOMER COMMENTS NAR MAIN ENTRY GATE AS MARKED  .	SS	NA	MCV
04	06.02.2010	1. CUSTOMER COMMENTS ON PLOT PLAN REV-02 VICE MAIL DT. 24.01.10 AND REV-01 VICE MAIL DT. 22.01.10 WITH M/S. CUSTOMER /CONSULTANT DT. 28-29.01.10 INCORPORATED.	SS	NA	MCV
04	06.02.2010	2. PUMP PIT, D & P PLANT AREA REARRANGED.	SS	NA	MCV
04	06.02.2010	3. HYDROGEN PLANT ITEM MOVED RECORDED.	SS	NA	MCV
04	06.02.2010	4. FINISHED GRADED LEVELS IN DIFFERENT AREA MOVED.	SS	NA	MCV
04	06.02.2010	5. RAW WATER RESERVOIR SIZE MOVED.	SS	NA	MCV
04	06.02.2010	6. BIP BUILDING APPROACH FROM MOVED.	SS	NA	MCV
04	06.02.2010	7. PLANT ENTRANCE AREA MOVED.	SS	NA	MCV
04	06.02.2010	8. DRAWING REVISED MARKED AS  .	SS	NA	MCV
04	06.02.2010	9. CUSTOMER COMMENTS ON PLOT PLAN REV-02 VICE MAIL DT. 22.12.2008 INCORPORATED.	SS	NA	MCV
04	06.02.2010	10. STATION TRANSFORMER RECORDED.	SS	NA	MCV
04	06.02.2010	11. FINISHED GRADED LEVELS IN DIFFERENT AREA MARKED.	SS	NA	MCV
04	06.02.2010	12. MAIN WATER MAIN CORRECTED AS PER CUSTOMER.	SS	NA	MCV
04	06.02.2010	13. RAW WATER RESERVOIR & STORAGE AREA MOVED.	SS	NA	MCV
04	06.02.2010	14. RAW WATER PLANT AREA MOVED AS PER CUSTOMER COMMENTS.	SS	NA	MCV
04	06.02.2010	15. GAS PIPE LINE FROM NO COMPRESSOR STATION TO MAIN PLANT AREA INCORPORATED.	SS	NA	MCV
04	06.02.2010	16. DRAWING REVISED MARKED AS  .	SS	NA	MCV
04	06.02.2010	17. CUSTOMER COMMENTS ON PLOT PLAN REV-01 VICE MAIL DT. 28.11.08 INCORPORATED.	SS	NA	MCV
04	06.02.2010	18. RAW WATER SUPPLY LINE FROM CUSTOMER TERMINAL POINT TO RESERVOIR INCORPORATED.	SS	NA	MCV
04	06.02.2010	19. P&E GATE AND S&T FONTS INCORPORATED.	SS	NA	MCV
04	06.02.2010	20. DRAWING REVISED MARKED AS  .	SS	NA	MCV

REV.	DATE	DESCRIPTION	DRN.	STR.	MECH.	ELEC.	INST.
				APPROVED BY			


OWNER	ONGC - Tripura Power Company Limited
-------	--------------------------------------

PROJECT	726.6 MW Combined Cycle Power Project PALLATANA, TRIPURA, INDIA
---------	--

OWNER'S ENGINEER

FICHTNER Consulting Engineers (India) Pvt. Limited
Chennai.

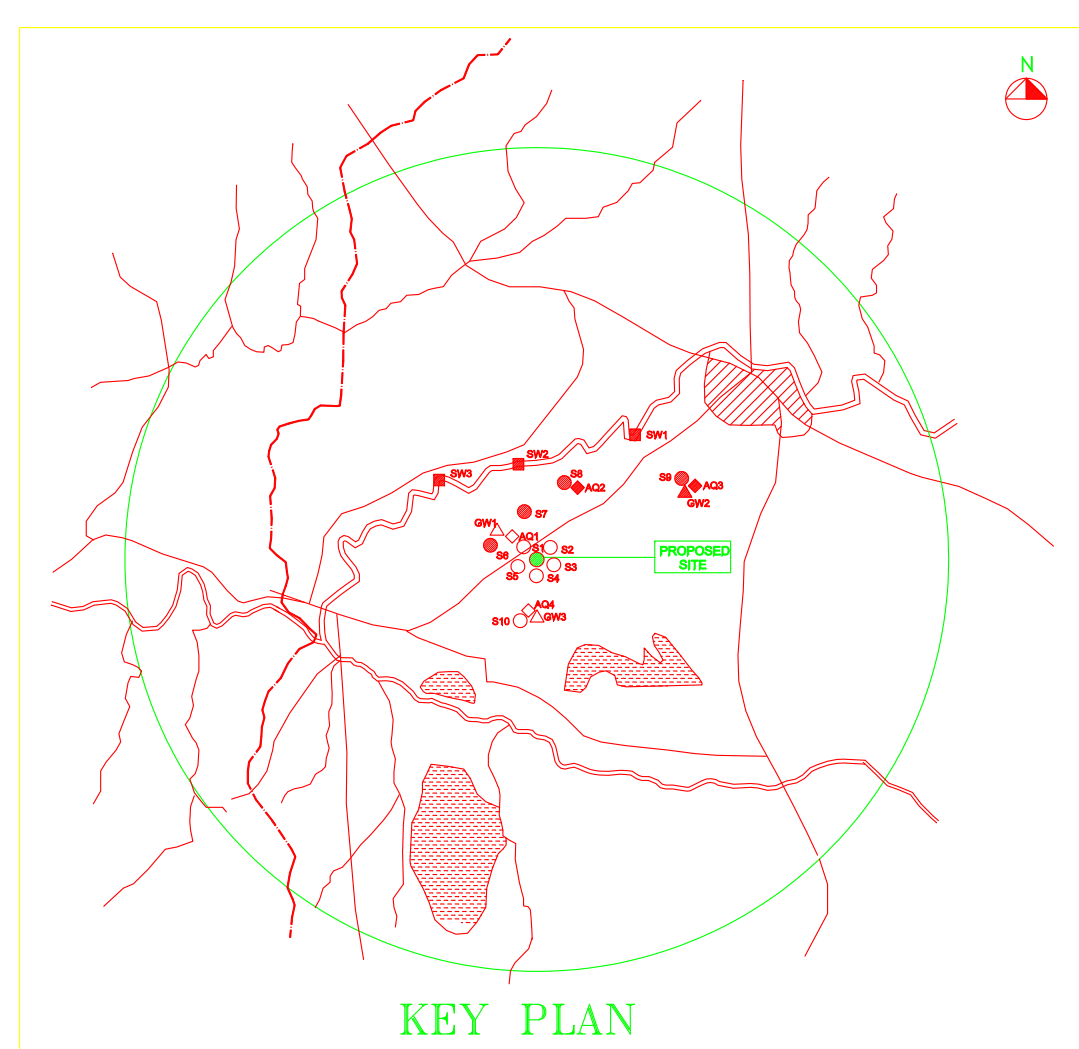
EPC CONTRACTOR

 UNIT : PROJECT ENGINEERING MANAGEMENT, NEW DELHI

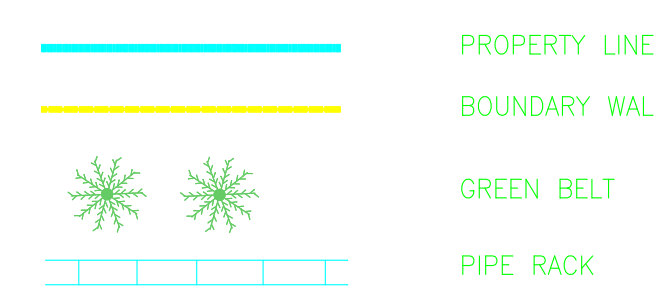
COPY RIGHT AND CONFIDENTIAL		DEPT CODE		NAME	SIGN.	DATE
The information on this document is the property of			DRN	SS	9/1	12.09.08
BHARAT HEAVY ELECTRICAL LIMITED it must not be used directly or			DESN	SS	9/1	12.09.08
indirectly in any way detrimental to the interest of the company.			CHD	MCV	9/1	12.09.08
BHARAT HEAVY ELECTRICAL			APR	DD	9/1	12.09.08

TITLE	DATE	BY
PLOT PLAN		

CV	ME	EL	INC		DEPT	SCALE	RHEL /SUB VENDOR DRG NO
----	----	----	-----	--	------	-------	-------------------------



SCHEDULE OF TERMINAL POINT

[illegible]